

Test Port Cable Assemblies

DATA SHEET / 2Z-002



Test Port Cable Assemblies

Features and Benefits

- > Industry's best phase stability with flexure improves measurement accuracy and ensures repeatable and reliable measurements
- > Superior flexibility and anti-skid band ensures the cables can be arbitrarily positioned with no spring-back or stress on DUT
- > Increased crush resistance and flex cycles enhances longevity and can lead to years of uninterrupted use
- > Color-coded connectors reduce potential for connection mistakes
- > The best amplitude and phase stability reduces measurement uncertainty and increases confidence in measurements
- > Standard lengths and connector configurations in stock; custom lengths and configurations available



Available Models - Cable Assemblies

Connector	Model Number	Connector Type 1	Connector Type 2	Cable Length		Frequency Range (GHz)
				Inches	CM	
1.85mm	SV-185-FM-25	NMD 1.85mm - Female	NMD 1.85mm - Male	25	63.5	DC - 67
	SV-185-FF-25		1.85mm - Female			
	SV-185-FM-38		NMD 1.85mm - Male	38	96.5	
	SV-185-FF-38		1.85mm - Female			
	SV-185-FM-48		NMD 1.85mm - Male	48	121.9	
	SV-185-FF-48		1.85mm - Female			
2.4mm	SV-24-FM-25	NMD 2.4mm - Female	NMD 2.4mm - Male	25	63.5	DC - 50
	SV-24-FF-25		2.4mm - Female			
	SV-24-FM-38		NMD 2.4mm - Male	38	96.5	
	SV-24-FF-38		2.4mm - Female			
	SV-24-FM-48		NMD 2.4mm - Male	48	121.9	
	SV-24-FF-48		2.4mm - Female			
2.92mm	SV-292-FM-25	NMD 2.92mm - Female	NMD 2.92mm - Male	25	63.5	DC - 40
	SV-292-FF-25		2.92mm - Female			
	SV-292-FM-38		NMD 2.92mm - Male	38	96.5	
	SV-292-FF-38		2.92mm - Female			
	SV-292-FM-48		NMD 2.92mm - Male	48	121.9	
	SV-292-FF-48		2.92mm - Female			
2.4mm to 2.92mm	SV-24292-FM-25	NMD 2.4mm - Female	NMD 2.92mm - Male	25	63.5	DC - 40
	SV-24292-FF-25		2.92mm - Female			
	SV-24292-FM-38		NMD 2.92mm - Male	38	96.5	
	SV-24292-FF-38		2.92mm - Female			
	SV-24292-FM-48		NMD 2.92mm - Male	48	121.9	
	SV-24292-FF-48		2.92mm - Female			
3.5mm	SV-35-FM-25	NMD 3.5mm - Female	NMD 3.5mm - Male	25	63.5	DC - 26.5
	SV-35-FF-25		3.5mm - Female			
	SV-35-FM-38		NMD 3.5mm - Male	38	96.5	
	SV-35-FF-38		3.5mm - Female			
	SV-35-FM-48		NMD 3.5mm - Male	48	121.9	
	SV-35-FF-48		3.5mm - Female			
7mm	SV-7-XX-25	7mm - Genderless	7mm - Genderless	25	63.5	DC - 18
	SV-7-XX-38		7mm - Genderless	38	96.5	
	SV-7-XX-48		7mm - Genderless	48	121.9	

Stability Specifications

StabilityVNA™ Cable Type	Frequency	Length	Typical Phase Stability with Flexure	Typical Amplitude Stability with Flexure
SV-185	67 GHz	25"	±4°	±0.05 dB
		38"	±5°	±0.07 dB
SV-24	50 GHz	25"	±2°	±0.02 dB
		38"	±4°	±0.03 dB
SV-292	40 GHz	25"	±2°	±0.02 dB
		38"	±3°	
SV-35	26.5 GHz	25"	±2°	±0.02 dB
		38"		
SV-7	18 GHz	25"	±2°	±0.02 dB
		38"		

Electrical Specifications

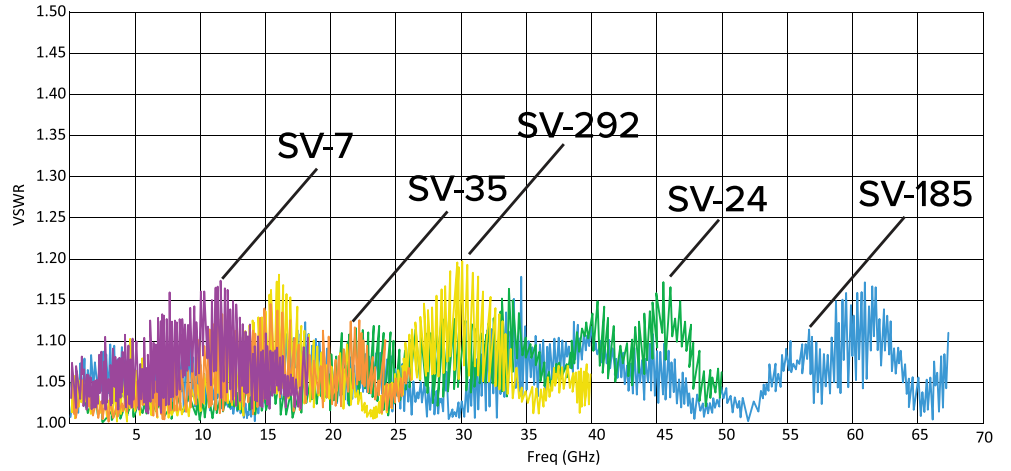
Stability™ Cable Type	SV-185			SV-24			SV-292			SV-24292			SV-35			SV-7		
Maximum Frequency	67 GHz			50 GHz			40 GHz			26.5 GHz			18 GHz					
Typical Insertion Loss (cable only)	1.79 dB/ft			1.00 dB/ft			0.89 dB/ft			0.72 dB/ft			0.59 dB/ft					
VSWR (typical)	1.35:1			1.25:1			1.25:1			1.18:1			1.18:1					
VSWR (maximum)	1.40:1			1.35:1			1.32:1			1.25:1			1.25:1					
Cable Length (in)	25	38	48	25	38	48	25	38	48	25	38	48	25	38	48	25	38	48
Typical Insertion Loss (dB)	4.36	6.35	7.88	2.70	3.79	4.62	2.41	3.37	4.11	1.95	2.73	3.32	1.42	2.05	2.54			
Max Insertion Loss (dB)	4.69	6.68	8.21	2.98	4.07	4.90	2.66	3.62	4.37	2.16	2.93	3.53	1.77	2.41	2.90			
Typical Phase Stability (degree)	±4°	±5°	±7°	±2°	±4°	±2°	±3°	±2°	±3°	±2°	±3°	±2°	±2°	±3°	±3°			
Max Phase Stability (degree)	±7°	±9°	±3.5°	±8°	±3°	±6°	±2.7°	±5.5°	±2.5°	±4°								
Typical Amplitude Stability (dB)	±0.05 dB	±0.07 dB	±0.02 dB	±0.03 dB	±0.02 dB	±0.03 dB	±0.02 dB	±0.03 dB	±0.02 dB	±0.03 dB	±0.02 dB	±0.03 dB	±0.02 dB	±0.03 dB	±0.03 dB			
Max Amplitude Stability (dB)	±0.15 dB	±0.20° dB	±0.08 dB	±0.10 dB	±0.13 dB	±0.08 dB	±0.10 dB	±0.08 dB	±0.10 dB	±0.08 dB	±0.10 dB	±0.08 dB	±0.10 dB	±0.08 dB	±0.10 dB			
Impedance (nominal)	50 ohm																	
Velocity of Propagation	74% (nominal)																	
Shielding Effectiveness	> 100 dB (DC-18 GHz)																	
Time Delay (nominal)	1.34 ns/ft (4.5 ns/m)																	

Mechanical Specifications

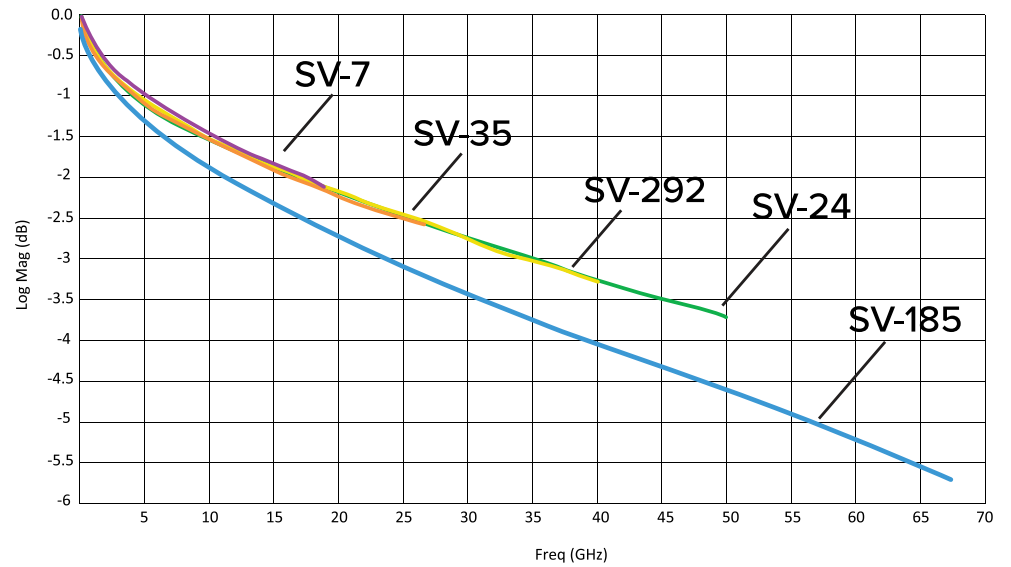
Stability™ Cable Type	SV-185			SV-24			SV-292			SV-24292			SV-35			SV-7		
Cable Outer Diameter (nominal)	0.6 in (15.1mm)																	
Cable Length (in)	25	38	48	25	38	48	25	38	48	25	38	48	25	38	48	25	38	48
Nominal Weight	11.1 oz/ft (315g/m)	13.6 oz/ft (385g/m)	16.1 oz/ft (455g/m)	11.1 oz/ft (315g/m)	13.6 oz/ft (385g/m)	16.1 oz/ft (455g/m)	11.1 oz/ft (315g/m)	13.6 oz/ft (385g/m)	16.1 oz/ft (455g/m)	11.1 oz/ft (315g/m)	13.6 oz/ft (385g/m)	16.1 oz/ft (455g/m)	11.1 oz/ft (315g/m)	13.6 oz/ft (385g/m)	16.1 oz/ft (455g/m)	11.1 oz/ft (315g/m)	13.6 oz/ft (385g/m)	16.1 oz/ft (455g/m)
Flex Life Cycles (typical)	>50,000																	
Min. Bend Radius	2 in (50mm)																	
Crush Resistance	>839 lbsf/in (150 kgf/cm)																	
Operating Temperature Range	64.4°F to 82.4°F (18°C to 28°C)																	

Maury StabilityVNA™ Cable Assembly Typical Performance

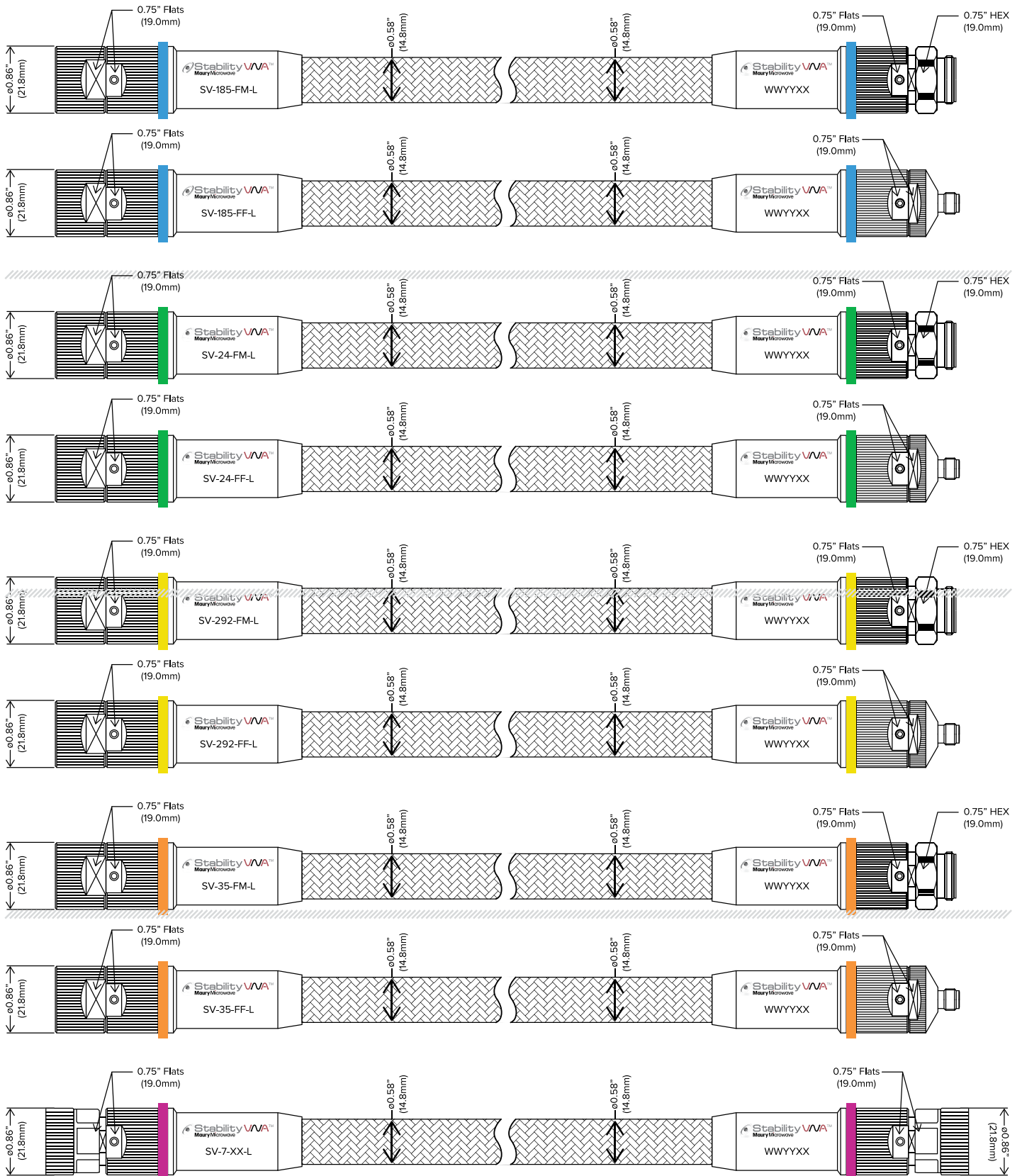
Maury StabilityVNA™
38" Cable Assembly
Typical VSWR



Maury StabilityVNA™ 38"
Cable Assembly Typical
Insertion Loss



StabilityPlus™ Dimensions

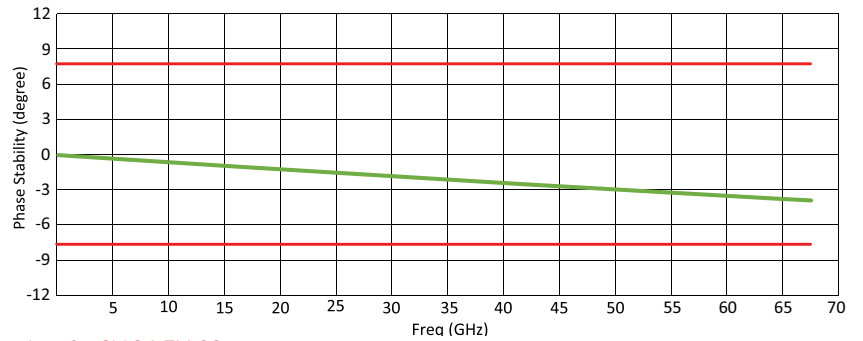


Phase Stability

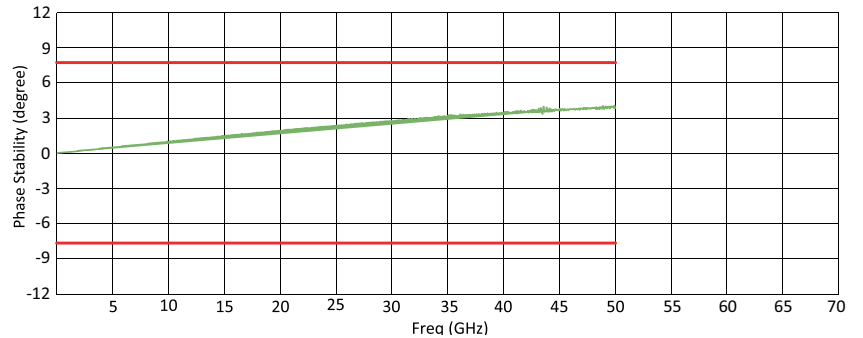
The maximum value for phase and amplitude stability was established using the following method. The cable was terminated with a short. With the cable in a straight position the VNA was normalized. The cable was coiled 180° around a mandrel 4 inches in diameter counter-clockwise and held in position for one sweep. The maximum deviation over the frequency range was recorded. The cable was then coiled 180° around the mandrel clockwise and held in position for one sweep and the maximum deviation was recorded. The cable was then returned to its original position for one sweep and the maximum deviation was recorded.

The plots on the right show the recorded worst-case phase variation.

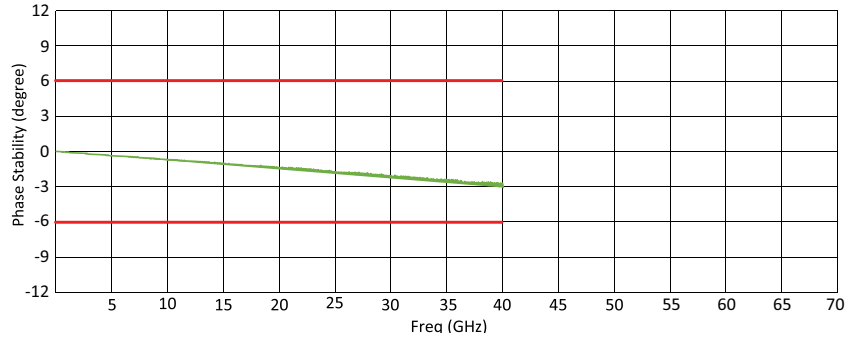
Exemplary data for SV-185-FM-38



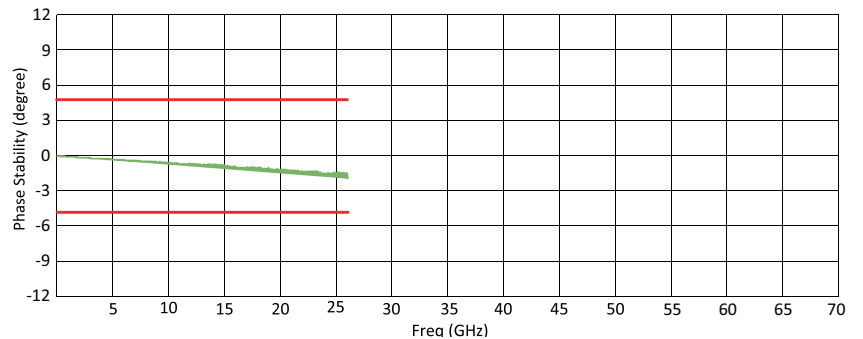
Exemplary data for SV-24-FM-38



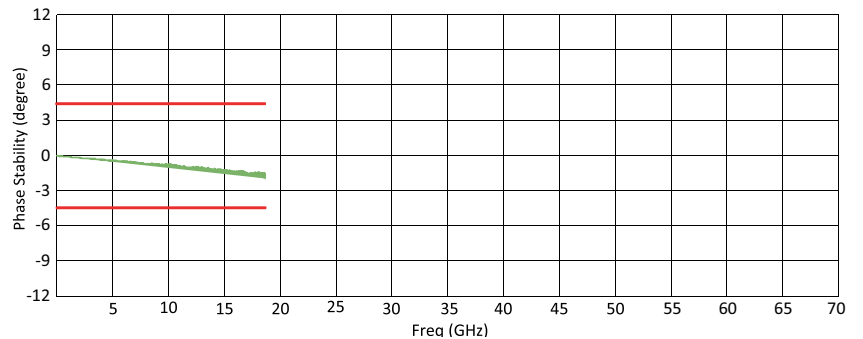
Exemplary data for SV-292-FM-38



Exemplary data for SV-35-FM-38



Exemplary data for SV-7-XX-38



S-parameter measurements with uncertainty

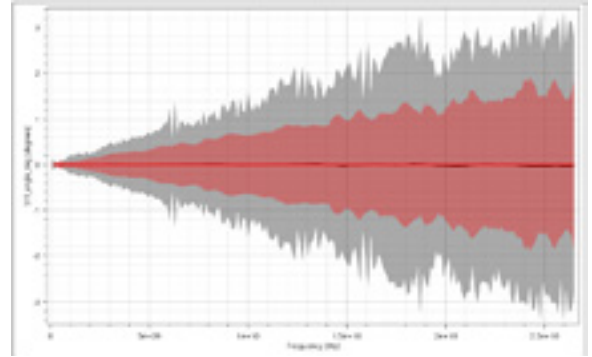
A cable's *phase stability with flexure* specification is a metric used to communicate the impact of cable movement on a DUT measurement. It implies that lower specifications lessen the impact on the measurement (i.e. a cable with a 2° phase stability with flexure specification will have a lesser impact on a measurement than a cable with a 5° phase stability). However, the methods used to determine this specification may not be consistent across manufacturers, and likely do not represent the actual cable movement range of a user.

A better metric to understand a cable's impact on a DUT measurement is "uncertainty contribution". The cable's impact on measurement uncertainty can be calculated by moving the cable through a user's actual range of motion and recording the S-parameters across the movement. This technique has been thoroughly documented by the European Association of National Metrology Institutes (EURAMET)* and has been made commercially available in Maury's Insight™** calibration and measurement software platform.

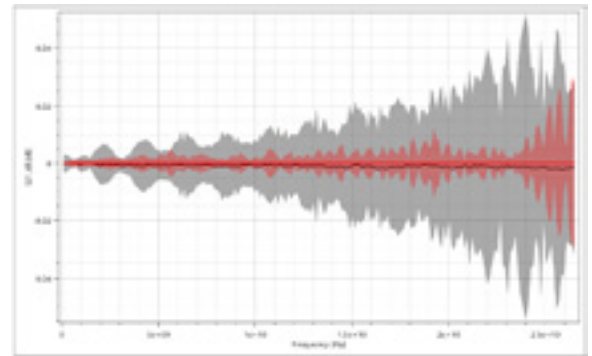
The plots on the right show typical S-parameter measurements with uncertainty boundaries on different types of DUTs. The boundaries shown only consider the cable's direct contribution on measurement uncertainty.

* <https://www.maurymw.com/pdf/I-CAL-GUI-012.pdf>

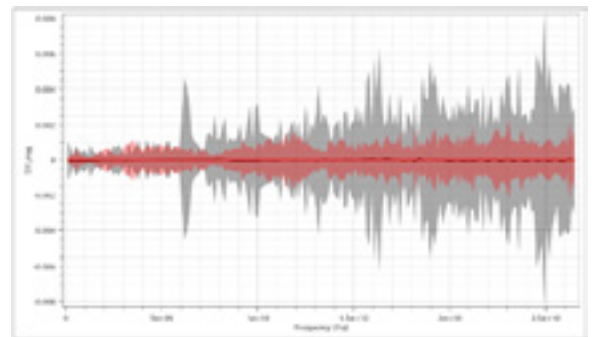
** https://www.maurymw.com/Precision/Insight_Software.php



*S11_phase measured on a short circuit termination
SV-35-FM-38 shown in red; leading global
competitor shown in grey*



*S21_mag measured on a short circuit termination
SV-35-FM-38 shown in red; leading global
competitor shown in grey*

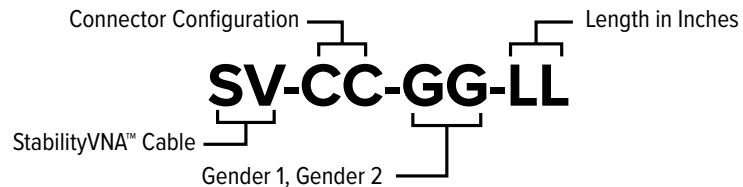


*S11_mag measured on a short circuit termination
SV-35-FM-38 shown in red; leading global
competitor shown in grey*



Ordering Instructions for StabilityVNA™ Cable Assemblies

Standard StabilityVNA™ Cable Assemblies



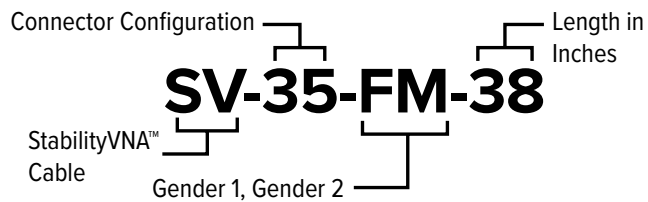
CC	GG	LL (Standard Lengths)
35 (3.5mm)	FM (NMD Female to NMD Male)	25
292 (2.92mm)	FF (NMD Female to Standard Female)	38
24 (2.4mm)	*XX (Genderless to Genderless)	48
185 (1.85mm)	*FX (NMD Female to Genderless)	
7 (7mm)	*XM (Genderless to NMD Male)	
	*XF (Genderless to Standard Female)	

NOTE: Custom lengths and configurations available

EXAMPLE:

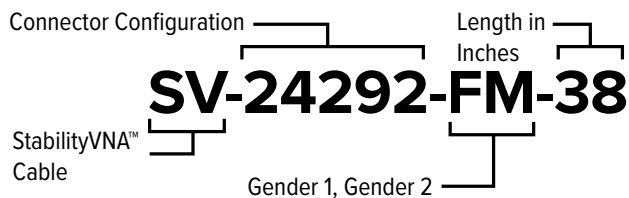
The following is a StabilityVNA™ cable assembly with 3.5mm NMD Female to NMD Male connectors, and 38 inches overall length.

Configuration Sample

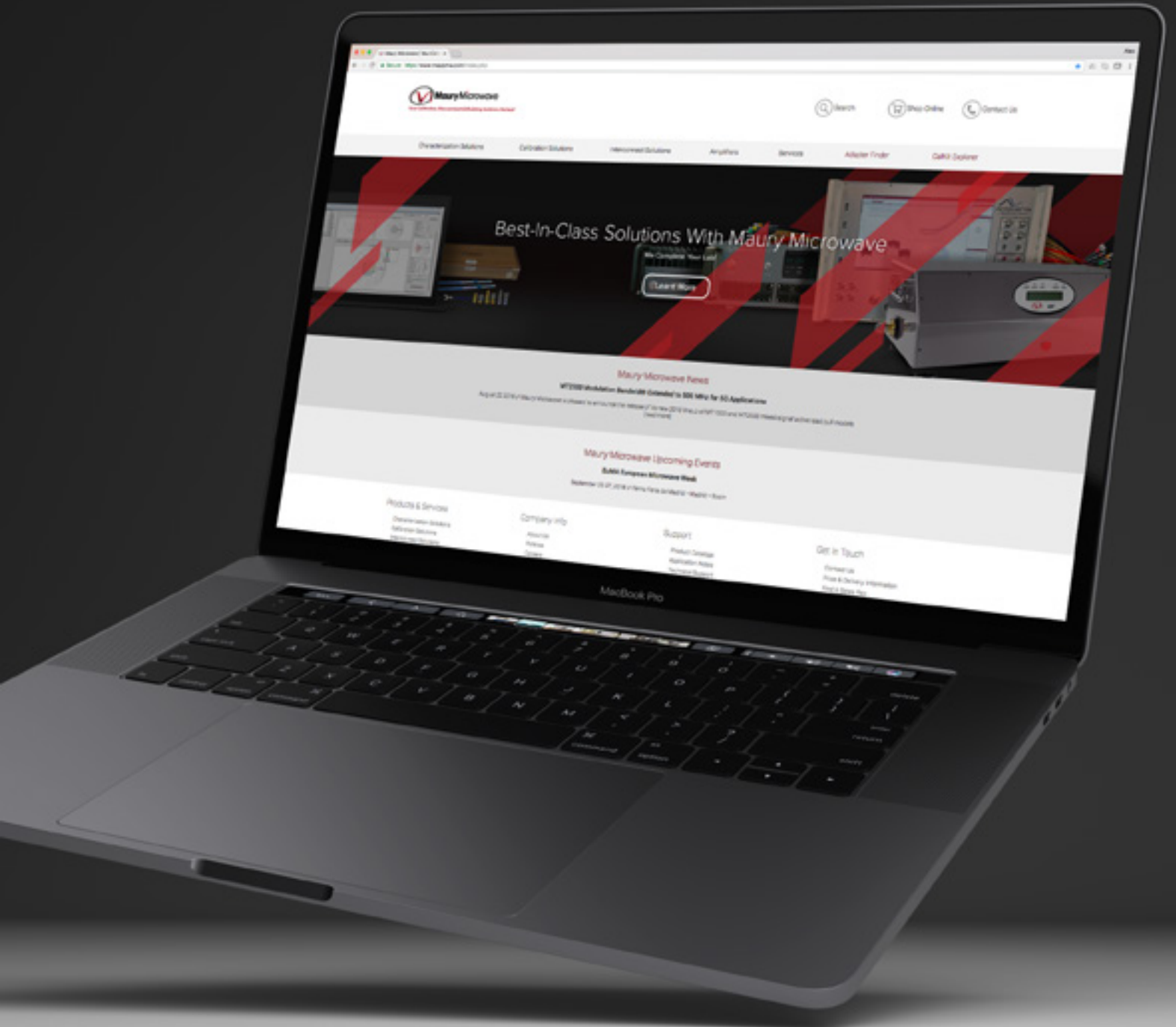


EXAMPLE:

The following is a StabilityVNA™ cable assembly with 2.4mm NMD Female connector on one end and 2.92mm NMD Male connector on the other end, and 38 inches overall length.



VISIT OUR WEB STORE
TO LEARN MORE ABOUT
OUR PRODUCTS



www.maurymw.com



CONTACT US:

W / maurymw.com

E / maury@maurymw.com

P / +1-909-987-4715

F / +1-909-987-1112

2900 Inland Empire Blvd

Ontario, CA 91764

